

ICS-G7848/G7850/G7852 Series

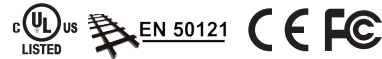
▶ Award-winning Product



48G/48G+2 10GbE/48G+4 10GbE-port Layer 3 full Gigabit modular managed Ethernet switches



- > Up to 48 Gigabit Ethernet ports plus 4 10G Ethernet ports
- > Up to 52 optical fiber connections (SFP slots)
- > Fanless, 0 to 60°C operating temperature range
- > Modular design for maximum flexibility and hassle-free future expansion
- > Hot swap interface and power modules for continuous operation
- > Turbo Ring and Turbo Chain (recovery time < 50 ms @ 250 switches), RSTP/STP, and MSTP for network redundancy
- > Isolated redundant power inputs with universal 110/220 VAC power supply range
- > Layer 3 routing interconnects multiple LAN segments



Introduction

Process automation and transportation automation applications combine data, voice, and video, and consequently require high performance and high reliability. The ICS-G7848/G7850/G7852 series full Gigabit backbone switches' modular design makes network planning easy, and allows greater flexibility by letting you install up to 48 Gigabit Ethernet ports plus 4 10 Gigabit Ethernet ports. The ICS-G7848/G7850/G7852 series also supports Layer 3 routing functionality to facilitate the deployment of applications

across networks, making the switches ideal for large scale industrial networks, and the switches' full Gigabit capability increases bandwidth to provide high performance and the ability to quickly transfer large amounts of video, voice, and data across a network. The switches support the Turbo Ring, Turbo Chain, and RSTP/STP redundancy protocols, and are fanless and come with an isolated redundant power supply to increase system reliability and the availability of your network backbone.

Features and Benefits

- Layer 3 switching functionality to move data and information across networks
- Command line interface (CLI) for quickly configuring major managed functions
- Supports advanced VLAN capability with Q-in-Q tagging
- Software based IEEE 1588 PTP V2 (Precision Time Protocol) for precise time synchronization of networks
- DHCP Option 82 for IP address assignment with different policies
- Support EtherNet/IP and Modbus/TCP protocols for device management and monitoring
- Compatible with EtherNet/IP and PROFINET protocols for transparent data transmission
- Redundant Gigabit Turbo Ring and Turbo Chain (recovery time < 50 ms @ 250 switches), RSTP/STP, and MSTP for network redundancy
- IGMP snooping and GMRP for filtering multicast traffic
- IEEE 802.1Q VLAN and GVRP protocol to ease network planning
- QoS (IEEE 802.1p/1Q and TOS/DiffServ) to increase determinism
- Port Trunking for optimum bandwidth utilization
- TACACS+, SNMPv3, IEEE 802.1X, HTTPS, and SSH to enhance network security
- SNMPv1/v2c/v3 for different levels of network management
- RMON for efficient network monitoring and proactive capability
- Bandwidth management prevents unpredictable network status
- Lock port function for blocking unauthorized access based on MAC address
- Port mirroring for online debugging
- Automatic warning by exception through e-mail, relay output
- Digital inputs for integrating sensors and alarms with IP networks
- Redundant, dual AC power inputs

Specifications

Technology

Standards:

IEEE 802.3 for 10BaseT
 IEEE 802.3u for 100BaseT(X) and 100BaseFX
 IEEE 802.3ab for 1000BaseT(X)
 IEEE 802.3z for 1000BaseSX/LX/LHX/ZX
 IEEE 802.3ae for 10 Gigabit Ethernet
 IEEE 802.3x for Flow Control
 IEEE 802.1D-2004 for Spanning Tree Protocol
 IEEE 802.1w for Rapid Spanning Tree Protocol
 IEEE 802.1s for Multiple Spanning Tree Protocol
 IEEE 802.1Q for VLAN Tagging
 IEEE 802.1p for Class of Service
 IEEE 802.1X for Authentication
 IEEE 802.3ad for Port Trunk with LACP

Protocols: IGMPv1/v2, GMRP, GVRP, SNMPv1/v2c/v3, DHCP Server/Client, BootP, TFTP, SNTP, SMTP, RARP, RMON, HTTP, HTTPS, Telnet, Syslog, DHCP Option 66/67/82, SSH, LLDP, IEEE 1588 PTP V2, EtherNet/IP, Modbus/TCP, SNMP Inform, NTP Server/Client

Layer 3 Switching: Static routing, RIP V1/V2, OSPF, DVMRP, PIM-DM
Layer 3 Switching Redundancy: VRRP

MIB: MIB-II, Ethernet-like MIB, P-BRIDGE MIB, Q-BRIDGE MIB, Bridge MIB, RSTP MIB, RMON MIB Groups 1, 2, 3, 9

Flow Control: IEEE 802.3x flow control, back pressure flow control

Switch Properties

Priority Queues: 8

Max. Number of Available VLANs: 256

VLAN ID Range: VID 1 to 4094

IGMP Groups and Multicast Route: 1000

MAC Table Size: 16 K

Packet Buffer Size: 12 Mbit

DRAM Size: 128 MB

Flash Size: 16 MB

Jumbo Frame Size: 9 KB

Switching Fabric Capacity:

ICS-G7848: 96 Gbps

ICS-G7850: 136 Gbps

ICS-G7852: 176 Gbps

Forwarding Rate: Max. 130.95 Mpps (packets per second)

Interface

Gigabit Ethernet: 12 slots for 4-port interface modules, 10/100/1000BaseT(X) or 100/1000BaseSFP slots

Note: See page below for IM-G7000 Gigabit Ethernet module product information.

10 Gigabit Ethernet: 2 or 4 10GbE SFP+ slots (ICS-G7850 and ICS-G7852 only)

Console Port: RS-232 (RJ45 connector)

LED Indicators: STAT, PWR1, PWR2, FAULT, MSTR/HEAD, CPLR/ TAIL, 1/2/3/4 for 10GbE port (ICS-G7850 and ICS-G7852 only)

Alarm Contact: 1 relay output with current carrying capacity of 2 A @ 30 VDC

Digital Inputs: 1 input with the same ground, but electrically isolated from the electronics.

- +13 to +30V for state "1"
- -30 to +3V for state "0"
- Max. input current: 8 mA

Power Requirements

Input Voltage: 110/220 VAC (85 to 264 VAC)

Input Current:

ICS-G7848: Max. 1.02/0.6 A @ 110/220 VAC

ICS-G7850: Max. 1.1/0.64 A @ 110/220 VAC

ICS-G7852: Max. 1.19/0.68 A @ 110/220 VAC

Overload Current Protection: Present

Reverse Polarity Protection: Present

Physical Characteristics

Housing: IP30 protection

Dimensions: 440 x 176 x 523.8 mm (17.32 x 6.93 x 20.62 in)

Weight: 12.9 kg

Installation: 19" rack mounting

Environmental Limits

Operating Temperature: 0 to 60°C (32 to 140°F)

Storage Temperature: -40 to 85°C (-40 to 185°F)

Ambient Relative Humidity: 5 to 95% (non-condensing)

Standards and Certifications

Safety: UL 60950-1, EN 60950-1

EMI: FCC Part 15 Subpart B Class A, EN 55022 Class A

EMS:

EN 61000-4-2 (ESD) Level 3, EN 61000-4-3 (RS) Level 3,

EN 61000-4-4 (EFT) Level 3, EN 61000-4-5 (Surge) Level 3,

EN 61000-4-6 (CS) Level 3, EN 61000-4-8, EN 61000-4-11

Rail Traffic: EN 50121-4

Shock: IEC 60068-2-27

Freefall: IEC 60068-2-32

Vibration: IEC 60068-2-6

Note: Please check Moxa's website for the most up-to-date certification status.

MTBF (mean time between failures)

Time: 202,175 hrs

Database: Telcordia (Bellcore), GB


Warranty

Warranty Period: 5 years

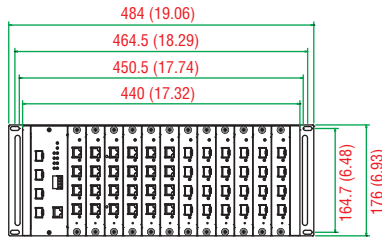
Details: See www.moxa.com/warranty

Dimensions

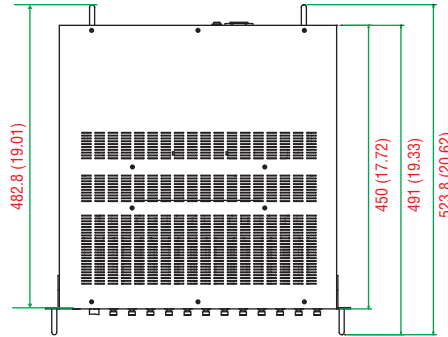
Unit: mm (inch)




Rear View



Front View



Top View



Side View

Ordering Information

Step 1: Select Ethernet switch system

ICS-G7848/G7850/G7852
with power supply



Step 2: Select interface modules

IM-G7000
(Gigabit Ethernet)

Note: The ICS-G7848/G7850/G7852 Ethernet switch system is delivered without interface modules. See below to determine which IM-G7000 interface modules are suitable for your application.

Available Models

ICS-G7848-HV-HV: Layer 3 full Gigabit modular managed Ethernet switch system with 12 slots for 4-port Gigabit Ethernet interface modules, 2 isolated power supplies (85 to 264 VAC), for a total of up to 48G ports, 0 to 60°C operating temperature

ICS-G7850-2XG-HV-HV: Layer 3 full Gigabit modular managed Ethernet switch system with 2 10GbE SFP+ slots, 12 slots for 4-port Gigabit Ethernet interface modules, 2 isolated power supplies (85 to 264 VAC), for a total of up to 48G + 2 10GbE ports, 0 to 60°C operating temperature

ICS-G7852-4XG-HV-HV: Layer 3 full Gigabit modular managed Ethernet switch system with 4 10GbE SFP+ slots, 12 slots for 4-port Gigabit Ethernet interface modules, 2 isolated power supplies (85 to 264 VAC), for a total of up to 48G + 4 10GbE ports, 0 to 60°C operating temperature

Optional Accessories (can be purchased separately)

MXview: Moxa industrial network management software with 50, 100, 250, 500, or 1000 nodes

EDS-SNMP OPC Server Pro: OPC server software that works with all SNMP devices

ABC-01: Configuration backup and restoration tool for managed Ethernet switches, 0 to 60°C operating temperature

Power Cords: See website accessories pages for details

Package Checklist

- ICS-G7848/G7850/G7852 switch
- 12 interface cover plates
- RJ45 to DB9 console port cable
- 2 power cords (EU and US)
- Protective caps for unused ports
- 2 rackmount ears
- Documentation and software CD
- Hardware installation guide (printed)
- Warranty card